


2023 - 2027

RDOS Budget Presentation

Budget at First Reading

Jim Zaffino, CPA CGA
Manager of Finance
Regional District of Okanagan
Similkameen



The Regional District/ Incorporated Community Conundrum

A GOVERNANCE PERSPECTIVE

LEGISLATIVE FOUNDATION

- Each regional district is a corporation, formed by the Lieutenant Governor in Council by letters patent.
- The Letters Patent describe the geographic area, the municipalities and the electoral areas included in the regional district.
- The power of the regional district is vested in the Board of Directors.

LEGISLATIVE FOUNDATION Cont.

- The 9 electoral areas represented on the Board are elected to their position
- The 6 municipalities represented on the Board appoint their members
- All 20 members of the Board are either elected or appointed to represent the Region
- Parliamentary procedure would dictate that each member would bring their local perspective to the Table, but the regional district is paramount.

TAXATION

- Regional Districts are not taxing authorities
- The Board of Directors sets a budget, then requisitions funds to be raised from taxation through the Province.
- The Province issues tax notices to citizens in electoral areas directly and assess a 5.25% administration fee for 2023 is projected to be \$895,587
- The Province issues tax notices to citizens in incorporated communities receiving regional district services, through the municipality.

TAXATION

- Regional Districts do not tax municipalities
- They tax citizens on the RDOS behalf Service
- Shared Services often cross jurisdictional lines, but taxes are assessed so that each property owner pays the same amount for the service regardless of geographic boundaries.
- Regional District taxes are based on the Service, not the location

SERVICES

- Some regional district services are legislated; e.g. General Government, Solid Waste Management Plans, E911 Telecommunications
- Most are by choice and services are created only with the approval of those receiving the service.

BUDGET STRUCTURE

- A Regional District is different than a municipality.
- A Municipal Governments have anywhere from 3 to 5 budgets, General, Water, Sewer, are the usual ones.
- Regional Districts create a separate budget for every service that we operate and are self sustaining.
For the 2023 budget the RDOS has 162 separate services and therefore, 162 separate budgets
- Separate budgets ensure only those who participate in the service pay for the service
- With a separate budget for each service, only those participating in the service will pay either through taxes, parcel tax or user fees.

RDOS BUDGET PROCESS

- Budget launched August of 2022
- Process
 - Baseline Operational Budgets – inflationary/contract; increases essential to maintaining a minimum service level including regulatory requirements
 - Change requests for program/service level changes to Budget Committee of Board
 - Budget includes approved change requests
- Budget Workshops (Nov 17, Nov 18 and Dec 2)
- Public consultation process – Complete Budget document on RDOS website under “Hot Topics”: www.rdos.bc.ca
- Must be adopted by March 31

TYPES OF RDOS SERVICES

Regional Services

- Services where majority of Electoral Areas and Municipalities participate
- For Regional Services, **all** of the properties in the Municipalities and Electoral Areas **contribute**

Services are:

HERITAGE CONSERVATION

Regional Recreation

911 EMERGENCY CALL SYSTEM

EMERGENCY PLANNING

ENVIRONMENTAL CONSERVATION

CORPORATE FACILITIES

FINANCE

GENERAL GOVERNMENT

HUMAN RESOURCES



Regional Services Continued

LEGISLATIVE SERVICES

ILLEGAL DUMPING

INVASIVE SPECIES formerly noxious weeds

INFORMATION SERVICES

NUISANCE CONTROL A/B/C/D/E/F/G/I

REGIONAL TRAILS

REGIONAL TRANSIT

SOLID WASTE MANAGEMENT

DESTRUCTION OF PESTS - PENTICTON

DESTRUCTION OF PESTS - SUMMERLAND

REGIONAL ECONOMIC DEVELOPMENT (OK FILM)

TYPES OF RDOS SERVICES

Rural Services

- Services where majority of the Electoral Areas participate (no Municipalities)
- For Rural Services, **all** of the properties in the Electoral **Area contribute**

Service are:

ANIMAL CONTROL - A,B,C,D,E,F,G,H,I
BUILDING INSPECTION
BYLAW ENFORCEMENT
DESTRUCTION OF PESTS
ELECTORAL AREA ADMINISTRATION
ELECTORAL AREA PLANNING
MOSQUITO CONTROL
OKANAGAN REGIONAL LIBRARY
SUBDIVISION SERVICING

TYPES OF RDOS SERVICES CONTINUED

Shared Services

Only those participants in the service pay for shared service

Examples include Victim Services, Fire Departments, Parks and Recreation, shared across several Electoral Areas and/or Municipalities

Local Services

Services where only a defined group of properties within an Electoral Area participate

For Local Services, **only** those properties **within** the **defined** service **Area contribute**

Examples include : Fire Protection and Water Service



The 162 Services Provided By the RDOS

HUMAN RESOURCES
LEGISLATIVE SERVICES
FINANCE
CORPORATE FACILITIES
INFORMATION SERVICES
GENERAL GOVERNMENT
INVASIVE SPECIES formerly noxious weeds
ELECTORAL AREA ADMINISTRATION
ELECTORAL AREA A - RURAL PROJECTS
ELECTORAL AREA B - RURAL PROJECTS
ELECTORAL AREA C - RURAL PROJECTS
ELECTORAL AREA D - RURAL PROJECTS
ELECTORAL AREA I - RURAL PROJECTS
ELECTORAL AREA E - RURAL PROJECTS
ELECTORAL AREA F - RURAL PROJECTS
ELECTORAL AREA G - RURAL PROJECTS
ELECTORAL AREA H - RURAL PROJECTS
911 EMERGENCY CALL SYSTEM
EMERGENCY PLANNING
VICTIM SERVICES AREA A
VICTIM SERVICES AREA C
VICTIM SERVICES AREAS D, E, F, I
FIRE PROTECTION - W BENCH/S MESA/HUSLA

FIRE PROTECTION - KEREMEOS AREAS B & G
FIRE PROTECTION - OK FALLS
FIRE PROTECTION - H1
FIRE PROTECTION - COALMONT/TULAMEEN
FIRE PROTECTION - WILLOWBROOK
FIRE PROTECTION - KALEDEN
FIRE PROTECTION - NARAMATA
FIRE PROTECTION - ANARCHIST MOUNTAIN
Fire Dept. Apex Volunteer Fire Rescue
BUILDING INSPECTION
UNSIGHTLY/UNTIDY PREMISES - AREAS D & I
UNSIGHTLY/UNTIDY PREMISES - AREA E
UNSIGHTLY/UNTIDY PREMISES - AREA C
UNSIGHTLY/UNTIDY PREMISES - AREA F
UNSIGHTLY/UNTIDY PREMISES - AREA G
UNSIGHTLY/UNTIDY PREMISES - AREA H
NOISE BYLAWS AREAS D, F, I
NOISE BYLAWS AREA E
NOISE BYLAWS AREA C
NOISE BYLAW - AREA H
REFUSE DISPOSAL- OLIVER
REFUSE DISPOSAL - AREA H
REFUSE DISPOSAL - AREA A
REFUSE DISPOSAL - KEREMEOS AREAS B & G
REFUSE DISPOSAL - PENTICTON/D3
RECYCLING/GARBAGE AREA A
RECYCLING/GARBAGE AREA B



The 162 Services Provided By the RDOS

RECYCLING/GARBAGE AREA C
RECYCLING/ GARBAGE AREAS D/E/F/I
RECYCLING/GARBAGE OK FALLS
RECYCLING/GARBAGE AREA G
RECYCLING/GARBAGE KEREMEOS
SEWAGE DISPOSAL - OK FALLS
OSOYOOS SEWER PROJECT - AREA A
GALLAGHER LAKE SEWER
SEPTAGE DISPOSAL SERVICE
WATER SYSTEM - APEX CIRCLE CAPITAL
WATER SYSTEM - LOOSE BAY
WATER SYSTEM - SAGE MESA
WATER SYSTEM - OKANAGAN FALLS
WATER SYSTEM - FAULDER
WATER SYSTEM - WILLOWBROOK
WATER SYSTEM - NARAMATA
WATER SYSTEM NARAMATA MAIN
WATER SYSTEM - OLALLA
WATER SYSTEM - WEST BENCH
WATER SYSTEM - GALLAGHER LAKE
WATER SYSTEM - SUN VALLEY
WATER SYSTEM - MISSEZULA LAKE WATER SYSTEM
SHINISH CREEK DIVERSION
SUBDIVISION SERVICING
ILLEGAL DUMPING
SOLID WASTE MANAGEMENT
APEX MTN SOLID WASTE TRANSFER STATION

NET ZERO RECYCLING FACILITY
WEST BENCH SOIL REMOVAL AND DEPOSITION SERVICE
ELECTORAL AREA PLANNING
ENVIRONMENTAL CONSERVATION
RGS - SUB REGIONAL
BYLAW ENFORCEMENT
DESTRUCTION OF PESTS
NUISANCE CONTROL A/B/C/D/E/F/G/I
DESTRUCTION OF PESTS - PENTICTON
MOSQUITO CONTROL
DESTRUCTION OF PESTS - SUMMERLAND
STERILE INSECT RELEASE PROGRAM
OKANAGAN BASIN WATER BOARD
ARENA - PRINCETON/H
ARENA - OSOYOOS/A
ARENA - OLIVER/C
RECREATION FACILITY - KEREMEOS/AREAS B&G
POOL - OLIVER/C
POOL - KEREMEOS/AREAS B & G
RECREATION HALL - OLIVER/C
FRANK VENABLES AUDITORIUM-OLIVER/AREA C
VENABLES THEATRE SERVICE
TULAMEEN RECREATION COMMISSION
RECREATION COMMISSION - AREA A
RECREATION COMM - OK FALLS



The 162 Services Provided By the RDOS

RECREATION COMM - KALEDEN
PARKS & RECREATION - NARAMATA
RECREATION - WEST BENCH
AREA F PARKS COMMISSION
AREA B COMMUNITY PARKS
Regional Recreation
PARKS - OLIVER/C
REGIONAL TRAILS
HEDLEY PARKS CONTRIBUTION
PROGRAMS - OLIVER/AREA C
HERITAGE GRANT - AREA C
NARAMATA MUSEUM
HERITAGE - AREA G
MUSEUM - AREA A
MUSEUM PROPERTY DEBT - AREA A
AREA A COMMUNITY PARKS
HERITAGE CONSERVATION
GRANT-IN AID - AREA B
GRANT-IN AID - AREA C
GRANT-IN AID - AREA D
GRANT-IN AID - AREA E
GRANT-IN AID - AREA G
GRANT-IN AID - AREA H
GRANT-IN-AID - AREA A
GRANT IN AID - AREA F

GRANT IN AID - AREA I
REGIONAL TRANSIT
WEST BENCH TRANSIT
NARAMATA TRANSIT
TRANSIT - ELECTORAL AREA G
TRANSIT - ELECTORAL AREA H
TRANSIT - AREA D
TRANSIT - SOUTH OKANAGAN
CEMETERY - ELECTORAL AREA A
CEMETERY - ELECTORAL AREA E (NARAMATA)
CEMETERY - ELECTORAL AREA E (NARAMATA)
CEMETERY - ELECTORAL AREA G
CEMETERY - ELECTORAL AREA G
CEMETERY - ELECTORAL AREA H
ANIMAL CONTROL - A,B,C,D,E,F,G,H,I
SIMILKAMEEN COUNTRY VISITOR INFO CENTRE
AREA E TOURISM & COMMUNITY SVS CONTRIBUT
ECONOMIC DEVELOPMENT - AREA A
ECONOMIC DEVELOPMENT - AREA I
ECONOMIC DEVELOPMENT - OLIVER
ECONOMIC DEVELOPMENT - AREA B,G, H.
ECONOMIC DEVELOPMENT - AREA D
REGIONAL ECONOMIC DEVELOPMENT (OK FILM)
ELECTRICAL - MIZZULA ELECTRICAL
ELECTRICAL SYSTEM - SCHNEIDER



The 162 Services Provided By the RDOS

AREA G STREET LIGHTING
STREET LIGHTING - WEST BENCH/HUSULA
STREET LIGHTING - HERITAGE HILLS
STREET LIGHTING - NARAMATA
STREET LIGHTING - NARAMATA
OKANAGAN REGIONAL LIBRARY
NARAMATA LIBRARY
MUNICIPAL FISCAL SERVICES

RDOS BUDGET PROCESS

RDOS Staff begin to build a budget for each service in August

Five Year Financial Plan: 2023 Budget is prepared along with an additional 4 years forecasted similar to municipalities.

- Anything new or such as FTE or supplemental requests must come forward as a “Program Change Request”
- Change Requests detail the new or different items and identify the additional cost implications of the request
- The Board considers each Change Request and if they approve it, the item gets added into the Draft Budget
- This process helps ensure the Board is aware of what is new in the Budget

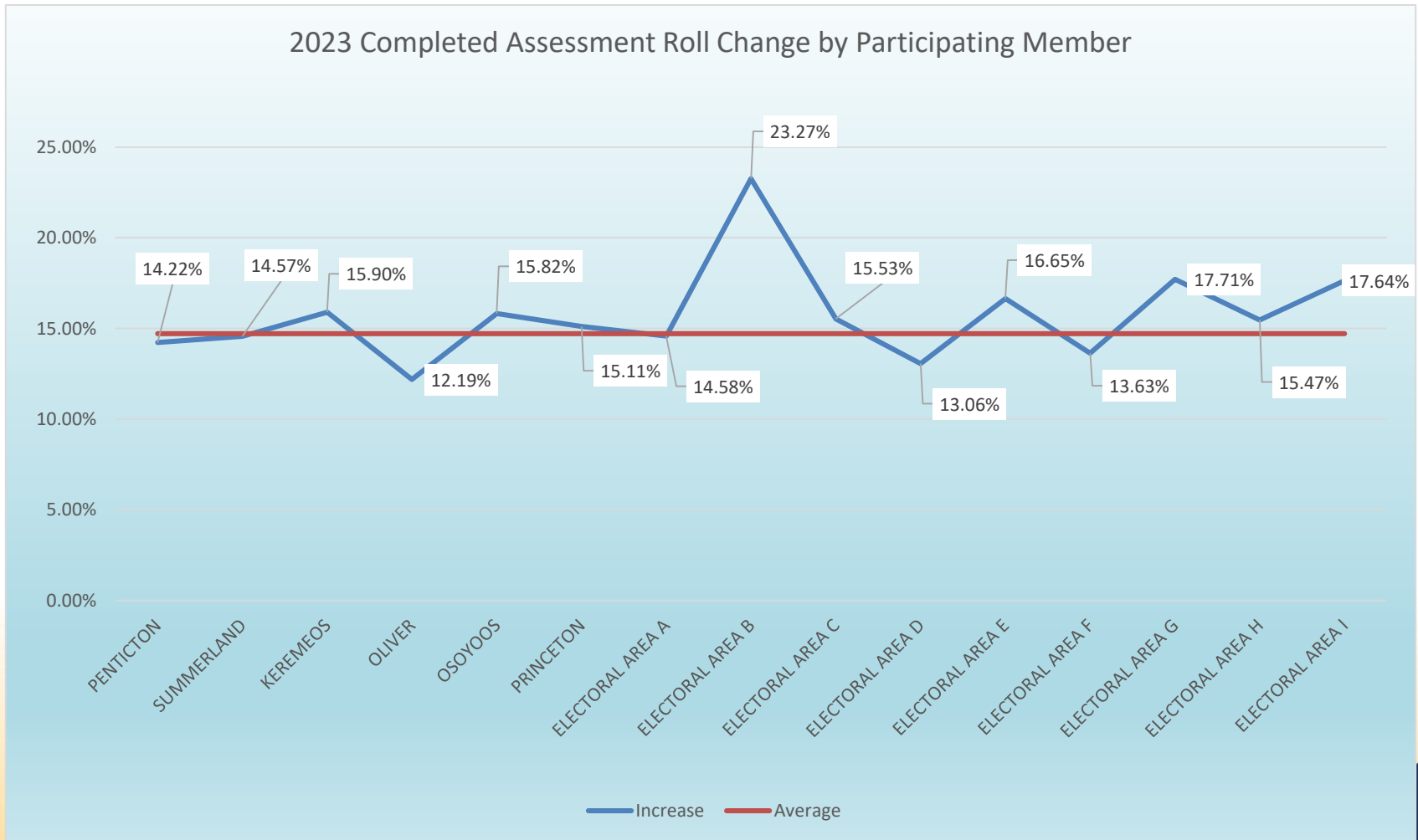
Budgets and Change Requests are discussed with the Board at the Budget workshops throughout November/December

RDOS BUDGET PROCESS

- From those workshops, a Draft Budget is created and brought to the Board as a Budget Bylaw for 1st reading in early January, for 2023 the Board read 1st reading on January 5st.
- The official title of the Draft Budget is “Five Year Financial Plan”.
- The Draft Budget then goes out to the public for consultation throughout the month of February.
- Feedback from the process is brought back to the Board with the Budget Bylaw for final reading and adoption at the March 2nd reading.
- The Board can make changes to the Budget up until it is adopted.
- By legislation, the Budget must be adopted by March 31.

Factors Affecting 2023 Requisition

- Property Assessments





REGIONAL DISTRICT OKANAGAN-SIMILKAMEEN

2023 Completed Assessment Roll

Converted Value Reports (December 2, 2022)

No of		2023	2022	
Properties	DESCRIPTION	% of Total	% of Total	Variance
	<i><u>MUNICIPALITIES (RG734)</u></i>			
16,288	PENTICTON	39.89%	40.06%	-0.17%
6,280	SUMMERLAND	13.69%	13.71%	-0.02%
933	KEREMEOS	1.19%	1.18%	0.01%
2,636	OLIVER	4.80%	4.91%	-0.11%
4,586	OSOYOOS	8.34%	8.26%	0.08%
1,817	PRINCETON	2.65%	2.64%	0.01%
	<i><u>FIRST NATIONS (Jurisdiction 131) {2022 Revised Roll}</u></i>			
875				
	<i><u>ELECTORAL AREAS (RG735)</u></i>			
1,759	ELECTORAL AREA A	3.23%	3.23%	0.00%
886	ELECTORAL AREA B	0.82%	0.76%	0.06%
2,658	ELECTORAL AREA C	3.87%	3.84%	0.03%
2,564	ELECTORAL AREA D	5.56%	5.64%	-0.08%
1,747	ELECTORAL AREA E	4.28%	4.21%	0.07%
1,062	ELECTORAL AREA F	2.51%	2.53%	-0.02%
1,686	ELECTORAL AREA G	1.51%	1.47%	0.04%
3,169	ELECTORAL AREA H	4.11%	4.08%	0.03%
2,157	ELECTORAL AREA I	3.54%	3.46%	0.09%
51,103		100.00%	100.00%	0.00%

Support Costs - Administration

The mythology used to charge administrative overhead to the various services changed. The Board policy for 2023 is that 12% of the support costs is charged to capital projects with the remaining 88% charged to the operational services.

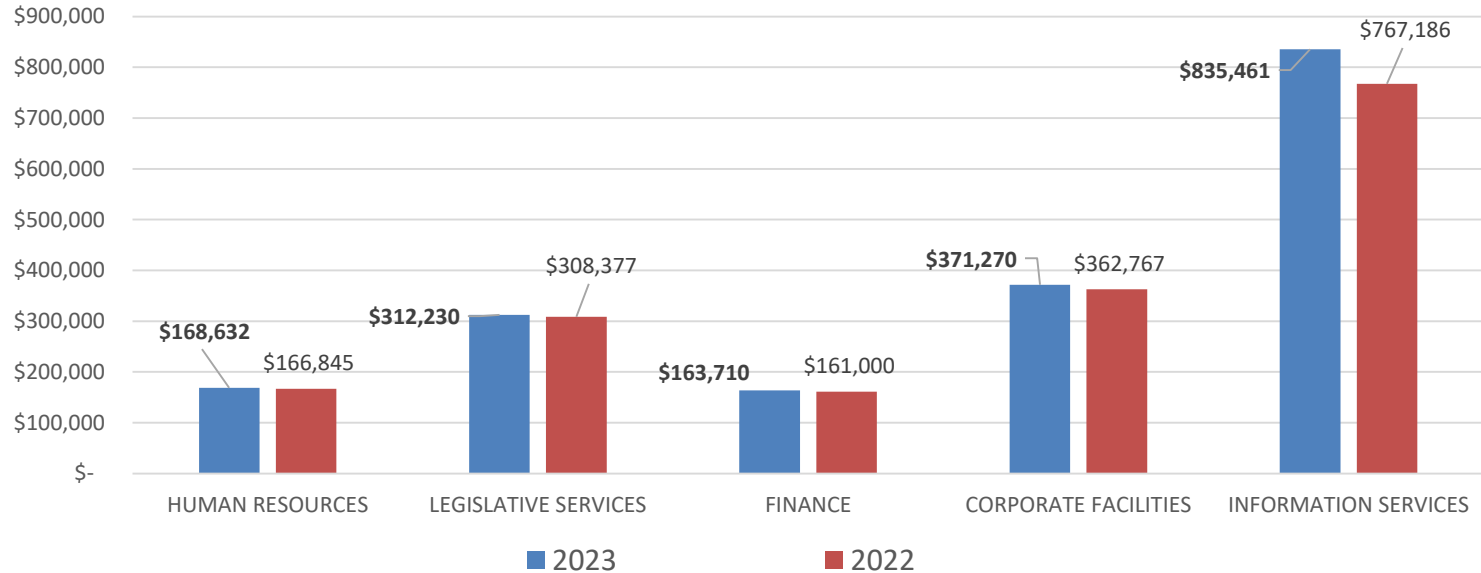
Administration is charged on the cost, exclusive of wages, on the following support departments.

- Human Resources
- Legislative Services
- Finance
- Corporate Services
- Information Services

No support costs (administration cost) is charge to debt servicing and transfer to reserves.

Support Cost Charge

Overhead Service Charges by Department
2023



Total Support Costs charged:

Operations - \$1,629,058

Capital - \$ 222,245

What is New - Continued

- A. Proposed Regional Grants Included
- B. Proposed Program Change Requests Include
- C. Proposed Capital Requests Included

PROGRAM CHANGE REQUESTS

- It is important to remember that **not every property** is impacted by every Change Request
- **Only those who participate** in a service pay for any additional costs arising from the Change Requests
- Some Change Requests impact taxes; some impact user fees; some impact both taxes and fees and others impact neither as they are funded from Reserve, Debt or Grants.



Grant in Aid Requests – General Government Service

Regional Grant in Aid 2023

Tax Implication on General Government

Applicant	Appendix	Event/Project	Amount requested	2023 Tax Implication	Nov. 18 Board Approvals	Rec. 2022	Rec. 2021
Naramata Center Society	3.1	Summer concert series	\$ 5,000	0.33%	\$ -		
HA HA HA Kidz Fest	3.2	Annual kids festival	\$ 5,000	0.33%	\$ 5,000		\$ 5,000
Community Wellness Circle Society	3.3	Postpartum support program	\$ 5,250	0.35%	\$ 5,250		
South Okanagan Immigrant and Community Services	3.4	Network to support newcomers	\$ 7,000	0.46%	\$ 3,500		\$ 3,450
Okanagan Similkameen Conservation Alliance	3.5	Meadowlark nature festival	\$ 7,500	0.51%	\$ 3,500		\$ 5,500
Okanagan School of the Arts	3.6	Adult arts programs	\$ 10,000	0.66%	\$ -		
Apex Freestyle Snowboard Club	3.7	Two international ski events	\$ 10,000	0.66%	\$ -		
Penticton Art Gallery	3.8	Ignite the Arts Festival	\$ 5,000	0.33%	\$ -	\$3,000	
If all accepted			\$ 54,750		\$ 17,250	\$3,000	\$13,950

Naramata Center Society	3.1	Senior Government Assistance provided					
HA HA HA Kidz Fest	3.2	Qualifies					
Community Wellness Circle Society	3.3	Qualifies					
South Okanagan Immigrant and Community Services	3.4	To Fund honoraria and refreshments					
Okanagan Similkameen Conservation Alliance	3.5	Applying for Other Local Government Grants					
Okanagan School of the Arts	3.6	Local Government Grants requested					
Apex Freestyle Snowboard Club	3.7	Grant would help purchase Course Gates & Wired Timing System					
Penticton Art Gallery	3.8	Applying for Other Local Government Grants					



Major 2023 Capital Projects

911 EMERGENCY CALL SYSTEM	2023 Budget	Capital Reserve	Operating Reserve
ADMINISTRATION CHARGES	976		976
CAPITAL EXPENDITURE - Tel Communication Study - CWF	97,000	97,000	
CAPITAL EXPENDITURE - Willowbrook 911 Tower Upgrade - CWF	100,000	100,000	
CAPITAL EXPENDITURE - REPEATER	40,000	40,000	
Capital Expense/Funding	\$ 237,976	\$ 237,000	\$ 976

FIRE PROTECTION - KEREMEOS AREAS "B" & "G"	2023 Budget	Capital Reserve	Operating Reserve	Borrowing
ADMINISTRATION CHARGES	378		378	
CAPITAL EXPENDITURES Land Acquisition CWF	300,000			300,000
CAPITAL REPLACE EXTERIOR WOODEN DOORS CWF	4,000	4,000		
CAPITAL REPLACE OLD EXTERIOR STAIRS CWF	10,000	10,000		
CAPITAL SATELITE HALL LOCATION STUDY CWF	35,000	35,000		
CAPITAL EXPENDITURES - FIREFIGHTING EQUIPMENT CWF	5,155		5,155	
CAPITAL EXPENDITURES - FIREFIGHTING EQUIPMENT	5,145		5,145	
CAPITAL EXPENDITURES TURNOUT GEAR CWF	16,221	16,221		
CAPITAL EXPENDITURES TURNOUT GEAR	7,779	5,155	2,624	
Capital Expense/Funding	\$ 383,678	\$ 70,376	\$ 13,302	\$ 300,000



Major 2023 Capital Projects

REGIONAL TRAILS	2023 Budget	Capital Reserve	Operating Reserve	Borrowing	Gas Tax	Grant	Vehicle Reserve	Donations
ADMINISTRATION CHARGES	6,248		6,248					
CAPITAL EXPENDITURE - KVR-SIMILKAMEEN TRAIL HEAD SIGNAGE - CWF	25,000	25,000						
CAPITAL EXPENDITURE - KVR-SIMILKAMEEN TRAIL HEAD SIGNAGE	62,100	62,100						
CAPITAL EXPENDITURE - SIMILKAMEEN TRAIL CONSTRUCTION AREA B & G - CWF	8,072				8,072			
CAPITAL EXPENDITURE - UPGRADES GRANT FUNDED - CWF	30,588					30,588		
CAPITAL EXPENDITURE - SKAHA LAKE TRESTLE REDECK AND RAILS - CWF	118,668	118,668						
CAPITAL EXPENDITURE - PURCHASE OF 2 ELECTRICAL VEHICLES - CWF	31,000						31,000	
CAPITAL EXPENDITURE - PURCHASE OF A PICKUP - CWF	50,000						50,000	
CAPITAL EXPENDITURE - PURCHASE OF 3 TON SIGNLE AXLE DUMP TRUCK - CWF	92,000						92,000	
CAPITAL EXPENDITURE - PURCHASE OF 3 TON SIGNLE AXLE DUMP TRUCK	38,000			38,000				
CAPITAL EXPENDITURE - ADRA TUNNEL REOPENING - CWF	20,581							20,581
CAPITAL EXPENDITURE - ELECTRIC SERVICE VAN	82,000			82,000				
CAPITAL EXPENDITURE - TURF TOPDRESSER	26,000	26000						
Capital Expense/Funding	\$ 590,257	\$ 231,768	\$ 6,248	\$ 120,000	\$ 8,072	\$ 30,588	\$ 173,000	\$ 20,581



Major 2023 Capital Projects

FIRE PROTECTION - KALEDEN	2023 Budget	Capital Reserve	Operating Reserve
ADMINISTRATION CHARGES	13,813		13,813
PUMPER TRUCK	200,000	200,000	
FIRE FIGHTING EQUIPMENT	78,000	78,000	
TRAINING GROUND DEVELOPMENT	80,000	80,000	
Captial Expense/Funding	\$ 371,813	\$ 358,000	\$ 13,813

FIRE PROTECTION - OKANAGAN FALLS	2023 Budget	Capital Reserve	Operating Reserve
ADMINISTRATION CHARGES	3,724		3,724
FIRE HALL CONSTRUCTION CWF	19,865	19,865	
FIRE HALL CONSTRUCTION CWF	178,264	178,264	
FIREFIGHTING EQUIPMENT	26,530	26,530	
FIREFIGHTING HOSES	9,020	9,020	
PROTECTIVE EQUIPMENT	11,594	11,594	
FOREST SERVICE EQUIPMENT	1,477	1,477	
ROOF REPLACEMENT/IMPROVMENT	80,000	80,000	
Captial Expense/Funding	\$ 330,474	\$ 326,750	\$ 3,724



Major 2023 Capital Projects

FIRE PROTECTION - APEX	2023 Budget	Borrowing
ADMINISTRATION CHARGES	-	
CAPITAL EXPENDITURE - Construction of Hall - CWF	2,837,638	2,837,638
CAPITAL EXPENDITURE - Purchase of Fire Truck - CWF	150,000	150,000
CAPITAL EXPENDITURE - Firefighting Equip (TOG) - CWF	35,000	35,000
Capitla Expense/Funding	\$ 3,022,638	\$ 3,022,638

WATER SYSTEM - NARAMATA	2023 Budget	Capital Reserve	Operating Reserve	DCC Reserve
ADMINISTRATION CHARGES	18,300		18,300	
CAPITAL EXPENDITURE - UPDATES TO MASTER PLAN AND MODEL ANALYSIS - CWF	15,000		15,000	
CAPITAL EXPENDITURE - GENERAL UNEXPECTED CAPITAL, AS REQUIRED	15,000	15,000		
CAPITAL EXPENDITURE - UPGRADE WATER MAIN DESIGN - CWF	25,000	25,000		
CAPITAL EXPENDITURE - SCADA MASTER PLAN PHASE II - CWF	65,951	65,951		
CAPITAL EXPENDITURE - SCADA MASTER PLAN PHASE II ADDITIONAL	40,000		40,000	
CAPITAL EXPENDITURE - FILTRATION DEFERRAL APPLICATION - CWF	80,000	80,000		
CAPITAL EXPENDITURE - Dams - Repairs and Upgrades	100,000	100,000		
CAPITAL EXPENDITURE - PRV Replacement (near 550 Boothe Rd)	200,000	200,000		
CAPITAL EXPENDITURE - Pump and motor upgrades	100,000			100,000
Capitla Expense/Funding	\$ 659,251	\$ 485,951	\$ 73,300	\$ 100,000



Major 2023 Capital Projects

WATER SYSTEM - OKANAGAN FALLS	2023 Budget	Capital Reserve	Operating Reserve	Grant	Borrowing
ADMINISTRATION CHARGES	31,139		31,139		
CAPITAL EXPENDITURE - Watermain & Cascade valve upgrade - CON	1,486,000	246,000		1,240,000	
CAPITAL EXPENDITURE - Operational and Safety Upgrades	500,000				500,000
CAPITAL EXPENDITURE - Utility Truck	60,000	60,000			
CAPITAL EXPENDITURE - SCADA System - Capital Replacement and Annual Maintenance	15,000	15,000			
Capital Expense/Funding	\$ 2,092,139	\$ 321,000	\$ 31,139	\$ 1,240,000	\$ 500,000

REFUSE DISPOSAL - OLIVER AREA "C"	2023 Budget	Capital Reserve	Operating Reserve	Grant
ADMINISTRATION CHARGES	55,205		55,205	
CAPITAL EXPENDITURE - COMPOST FACILITY - CWF	1,979,697	1,222,711		756,986
CAPITAL EXPENDITURE - INSTALLATION OF SECURITY CAMERA AND	30,000	30,000		
CAPITAL EXPENDITURE - COMPACTOR	600,000	150,000	450,000	
CAPITAL EXPENDITURE - LOADER	150,000	150,000		
CAPITAL EXPENDITURE - WATER TRUCK	50,000	50,000		
CAPITAL EXPENDITURE - GAME FENCE	50,000		50,000	
Capital Expense/Funding	\$ 2,914,902	\$ 1,602,711	\$ 555,205	\$ 756,986



Major 2023 Capital Projects

REFUSE DISPOSAL - PENTICTON / AREA "D"	2023 Budget	Capital Reserve	Operating Reserve	Grant	Ok Falls Closure	Campbell Closure
ADMINISTRATION CHARGES	8,933		8,933			
CAPITAL EXPENDITURE - CML ENTRANCE UPGRADES AND SCALES - CWF	50,000	50,000				
CAPITAL EXPENDITURE - ORGANICS COMPOSTING FACILITY - CWF	1,200,000			1,200,000		
CAPITAL EXPENDITURE - REZONING COMMUNICATIONS - CWF	20,000	20,000				
CAPITAL EXPENDITURE - CML LEACHATE MANAGEMENT - CWF	194,972	69,972				125,000
CAPITAL EXPENDITURE - CML LEACHATE MANAGEMENT	150,000					150,000
CAPITAL EXPENDITURES - CML BIOCOVER - CWF	80,000					80,000
CAPITAL EXPENDITURES - COMPLETION OF MASTER PLAN DESIGNS AND UPDATES - CWF	70,000	70,000				
HHW IMPROVEMENTS	50,000	50,000				
SECURITY IMPROVEMENTS - CML	10,000	10,000				
SECURITY IMPROVEMENTS - OK FALLS	12,000				12,000	
OK FALLS DRAINAGE	30,000				30,000	
Capitall Expense/Funding	\$ 1,875,905	\$ 269,972	\$ 8,933	\$ 1,200,000	\$ 42,000	\$ 355,000

CORPORATE FACILITIES	2023 Budget	Operating Reserve	Grant
CAPITAL EXPENDITURE - PROJECT INITIATION, DESIGNS, ACQUISITIONS OR RENOS - CWF	322,605		322,605
CAPITAL EXPENDITURE - ACCESSIBLE DOORS 101 MARTIN OFFICE - CWF	20,000	20,000	
CAPITAL EXPENDITURE - 101 MARTIN BATHROOM	72,000	72,000	
Capitall Expense/Funding	\$ 414,605	\$ 92,000	\$ 322,605



Major 2023 Capital Projects

INFORMATION SERVICES	2023 Budget	Capital Reserve	Operating Reserve
INFRASTRUCTURE EQUIPMENT UPGRADE/REPLACEMENT - CWF	172,782	172,782	
COPIER/MFP REPLACEMENT/UPGRADE - CWF	25,000	25,000	
REPLACE 65 LAN WIRIGN DROPS TO CAT 6A - CWF	25,000	25,000	
UPS REPLACEMENTS - CWF	18,000	18,000	
SERVER REPLACEMENT - CWF	16,000	16,000	
Network infrastructure 176 Main - CWF	165,000		165,000
Video Conference Upgrades - CWF	61,500		61,500
Main Building Annex 1 and 2 Building - Data Wiring - CWF	25,000		25,000
Main Building Annex 1 and 2 Building - Server Upgrade - CWF	10,000	10,000	
Workstation/Laptop Upgrades - CWF	20,000	20,000	
Main Building, Annex 1 and 2 - LAN Switchs - CWF	20,000	20,000	
WAN INFRASTRUCTURE PHASE 2	50,000	50,000	
SECURITY PANEL UPGRADES/REPLACEMENTS FOR 30 SITES	120,000	120,000	
NEWTWORKING INFRASTRUCTURE	100,000	100,000	
Captial Expense/Funding	\$ 828,282	\$ 576,782	\$ 251,500



Major 2023 Capital Projects

COMMUNITY PARKS - AREA "F"	2023 Budget	Capital Reserve	Operating Reserve	Gas Tax
ADMINISTRATION CHARGES	27,245		27,245	
CAPITAL EXPENDITURE - MARIPOSA PARK DEVELOPMENT PLAN - CWF	5,000			5,000
CAPITAL EXPENDITURE - MARIPOSA PARK DEVELOPMENT PLAN	466,948			466,948
CAPITAL EXPENDITURE - SIGNAGE PROGRAM	10,000	10,000		
Captial Expense/Funding	\$ 509,193	\$ 10,000	\$ 27,245	\$ 471,948

ARENA - OLIVER AREA "C"	2023 Budget	Capital Reserve	Operating Reserve	Grant
ADMINISTRATION CHARGES	-			
ARENA REHABILITATION PROJECT - CWF	1,332,116	173,984	198,176	959,956
Captial Expense/Funding	\$ 1,332,116	\$ 173,984	\$ 198,176	\$ 959,956

RECREATION HALL - OLIVER AREA "C"	2023 Budget	Gas Tax	Capital Reserve	Operating Reserve	Grant	Donations
ADMINISTRATION CHARGES	1,220			1,220		
KITCHEN RENOVATION -CON	233,000	30,000			173,000	30,000
REPLACE A/C UNITS	50,000		50,000			
Captial Expense/Funding	\$ 284,220	\$ 30,000	\$ 50,000	\$ 1,220	\$ 173,000	\$ 30,000



Major 2023 Capital Projects

RECREATION FACILITY - KEREMEOS AREAS "B" & "G"	2023 Budget	Capital Reserve	Operating Reserve	Gas Tax	Gas Tax Recoverable Keremeos
ADMINISTRATION CHARGES	10,620		10,620		
CAPITAL EXPENDITURE - SIMILKAMEEN OUTDOOR RINK REPLACEMENT	40,000	40,000			
CAPITAL EXPENDITURE - SIMILKAMEEN REC CENTRE EXTERIOR LANDSCAPING	196,002			125,001	71,001
CAPITAL EXPENDITURE - SIMILKAMEEN REC CENTRECHANGE ROOM SHOWERS REPLACEMENT - CWF	25,000	25,000			
CAPITAL EXPENDITURE - SIMILKAMEEN REC CENTRECHANGE ROOM SHOWERS REPLACEMENT	25,000	25,000			
CAPITAL EXPENDITURE - COMPRESSOR REBUILD AND FAN INSTALLATION - CWF	3,500	3,500			
CAPITAL EXPENDITURE - COMPRESSOR REBUILD AND FAN INSTALLATION	6,500	6,500			
CAPITAL EXPENDITURE - PHYSICAL ACTIVITY TRAILER	17,001			17,001	
Capitla Expense/Funding	\$ 323,623	\$ 100,000	\$ 10,620	\$ 142,002	\$ 71,001

RECREATION COMMISSION - TULAMEEN	2023 Budget	Gas Tax
ADMINISTRATION CHARGES		
CAPITAL EXPENDITURE - TULAMEEN PARK DEVELOPMENT - CWF	101,676	101,676
Capitla Expense/Funding	\$ 101,676	\$ 101,676



Major 2023 Capital Projects

RECREATION COMMISSION - OKANAGAN FALLS	2023 Budget	Capital Reserve	Operating Reserve	Gas Tax
ADMINISTRATION CHARGES	2,497		2,497	
CAPITAL EXPENDITURE - CPR SPIT ARMOURING - CWF	137,000			137,000
CAPITAL EXPENDITURE - KVR TRESTLE JUMPING PLATFORM - CWF	50,000	24,700		25,300
CAPITAL EXPENDITURE - GARNET FAMILY PARK DEVELOPMENT - CWF	46,280	4,811		41,469
CAPITAL EXPENDITURE - BEACH PATHWAY LIGHT REPLACEMENT	30,000			30,000
CAPITAL EXPENDITURE - CHRISTIE/KENYON BEACH ENHANCEMENTS - CWF	15,000			15,000
CAPITAL EXPENDITURE - CHRISTIE/KENYON BEACH ENHANCEMENTS	1,800			1,800
CAPITAL EXPENDITURE - LIONS PARK PATH AND TRESTLE LIGHTING	36,000			36,000
CAPITAL EXPENDITURE - KEOGAN DEVELOPMENT/DETAILED PLAN - CWF	30,000			30,000
CAPITAL EXPENDITURE -OK FALLS SPORTS COURT - CWF	3,156			3,156
CAPITAL EXPENDITURE -KENYON BEACH SWIMMING ACCESIBILITY	35,000			35,000
Capitla Expense/Funding	\$ 386,733	\$ 29,511	\$ 2,497	\$ 354,725



Major 2023 Capital Projects

PARKS & RECREATION - NARAMATA	2023 Budget	Capital Reserve	Operating Reserve	Borrowing	Gas Tax	Grant	Donations
ADMINISTRATION CHARGES	25,903		25,903				
CAPITAL EXPENDITURE - SPIRIT PARK DEVELOPMENT - CWF	10,554				10,554		
CAPITAL EXPENDITURE - SPIRIT PARK DEVELOPMENT	97,000					97,000	
CAPITAL EXPENDITURE - WHARF PARK ACQUISITION/DEVELOPMENT - CWF	220,010	102,480			117,530		
CAPITAL EXPENDITURE - WHARF PARK ACQUISITION/DEVELOPMENT	415,054			268,000	147,054		
CAPITAL EXPENDITURE - WHARF PARK - WHARF STRUCTURAL ASSESSMENT - CWF	10,405				10,405		
CAPITAL EXPENDITURE - MANITOU PARK DEVELOPMENT - PATHWAY, LIGHTING, LANDSCAPING - CWF	24,336				24,336		
CAPITAL EXPENDITURE - Developed surface water drainage plan -	51,000				51,000		
CAPITAL EXPENDITURE - RESEARCH OFF LEASH AREA	15,000		15,000				
CAPITAL EXPENDITURE - FORMALIZE PARCEL CELEBRATE INDIGENOUS	35,000						35,000
CAPITAL EXPENDITURE - SPIRIT SKATE PARK	10,000		10,000				
CAPITAL EXPENDITURE - CENTER BEACH SCULPTURE	20,500		20,500				
Captial Expense/Funding	\$ 934,762	\$ 102,480	\$ 71,403	\$ 268,000	\$ 360,879	\$ 97,000	\$ 35,000

How are the Capital Project Funded

Capital Project are funded from the following sources.

- Reserves
- Grants
- Donations
- Borrowing funds, which results in increased operational costs in the form of debt servicing
- Gas Tax Funding

Included in the 2023 operational budget is transfer to both operational and capital reserves in the amount of \$4,363,295 which is 9.42% of the operational budget.

2023 Budget/Tax Requisition

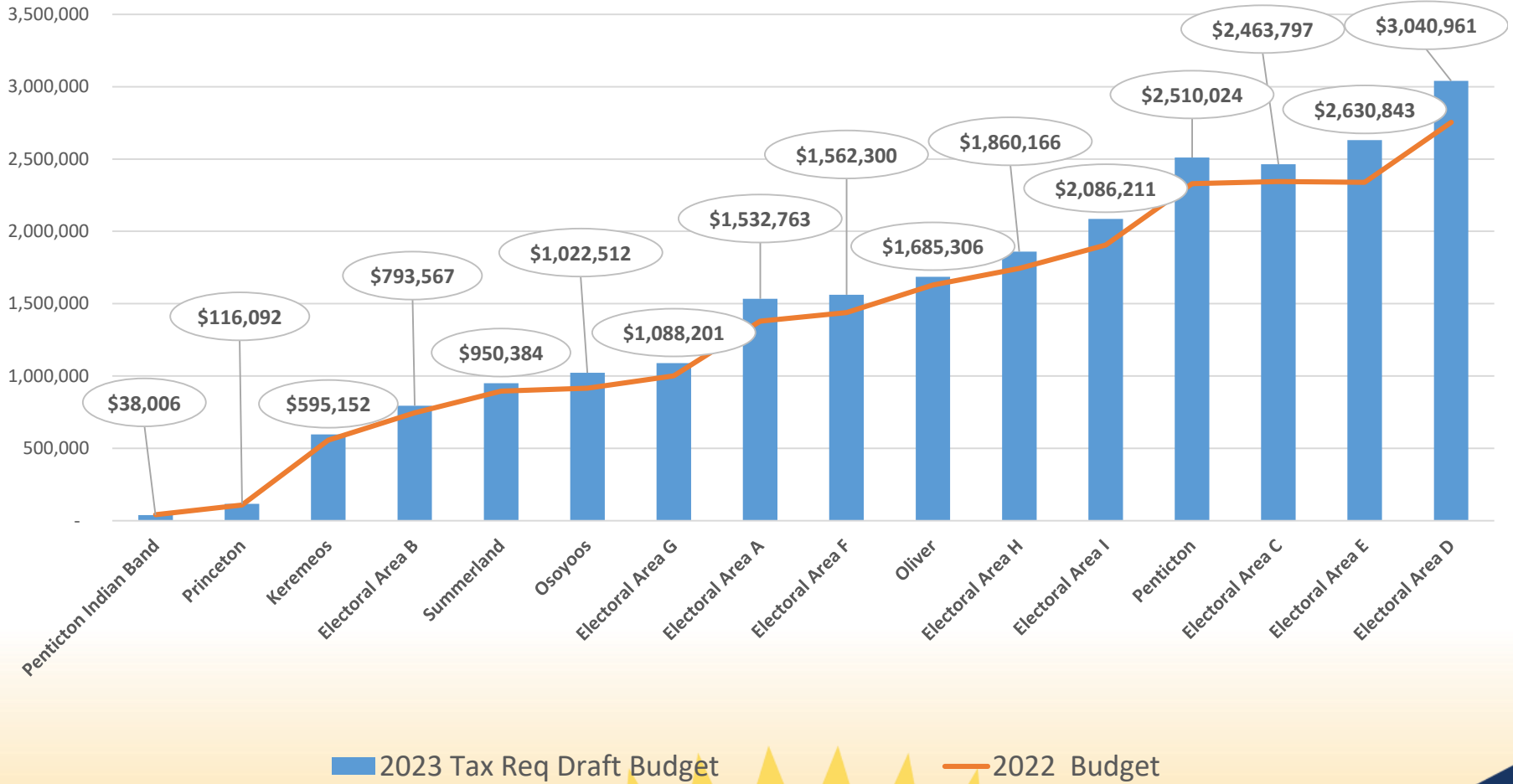
- The 2023 Operational Budget is \$53.7 million and the Capital budget, which is not funded directly from taxes \$20 million
- The table on the following slides summarizes the overall requisition required to support the 2023 Budget.
- Overall, the residents of the participating members will contributed \$23,976,285 in taxes.
- The tax requisition has increased \$1,845,497 over 2022 for a 8.34% increase after non market growth is taken into consideration the net tax increase is 6.53%



**REGIONAL DISTRICT OKANAGAN-SIMILKAMEEN
2023 TOTAL REQUISITION SUMMARY**

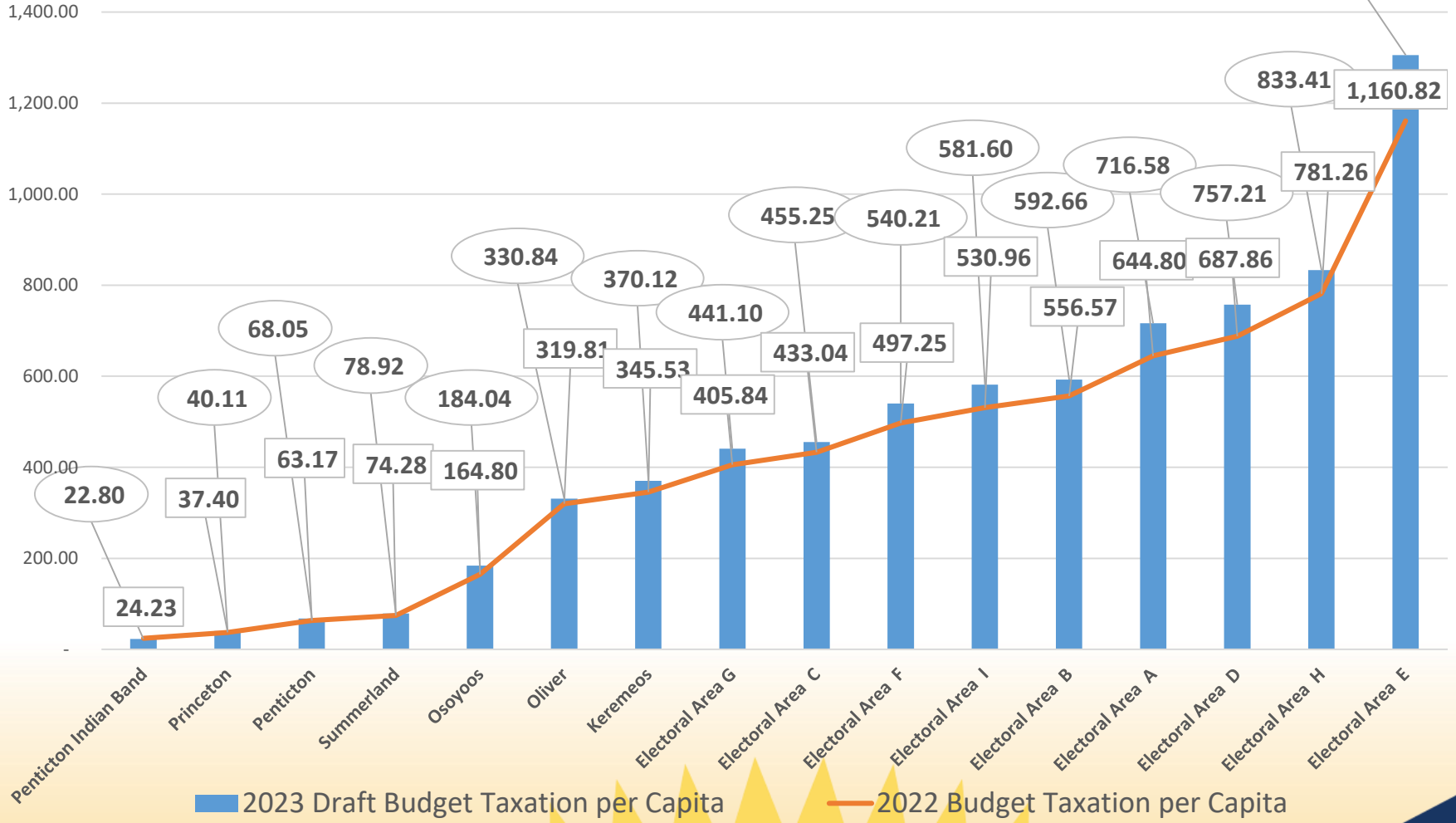
	<u>2023</u>	<u>2022</u>	<u>\$ Change</u>	<u>% Change</u>	<u>Non-Market Growth %</u>	<u>Net Change %</u>
PENTICTON	\$ 2,510,024	\$ 2,330,139	\$ 179,885	7.72%	1.55%	6.17%
SUMMERLAND	950,384	894,516	55,868	6.25%	1.23%	5.02%
PRINCETON	116,092	108,247	7,845	7.25%	2.80%	4.45%
OLIVER	1,685,306	1,629,089	56,217	3.45%	1.50%	1.95%
OSOYOOS	1,022,512	915,621	106,891	11.67%	2.33%	9.34%
KEREMEOS	595,152	555,620	39,532	7.12%	1.32%	5.80%
	6,879,470	6,433,232	446,238	6.94%	1.61%	5.33%
PENTICTON INDIAN BAND	38,006	40,398	(2,392)	-5.92%		
ELECTORAL AREA A	1,532,763	1,379,229	153,534	11.13%	2.35%	8.78%
ELECTORAL AREA B	793,567	745,248	48,319	6.48%	1.61%	4.87%
ELECTORAL AREA C	2,463,797	2,343,591	120,206	5.13%	2.61%	2.52%
ELECTORAL AREA D	3,040,961	2,762,446	278,515	10.08%	1.58%	8.50%
ELECTORAL AREA E	2,630,843	2,339,046	291,797	12.48%	4.02%	8.46%
ELECTORAL AREA F	1,562,300	1,438,057	124,243	8.64%	0.73%	7.91%
ELECTORAL AREA G	1,088,201	1,001,203	86,998	8.69%	3.41%	5.28%
ELECTORAL AREA H	1,860,166	1,743,778	116,388	6.67%	2.23%	4.44%
ELECTORAL AREA I	2,086,211	1,904,560	181,651	9.54%	1.59%	7.95%
	17,058,809	15,657,158	1,401,651	8.95%	2.25%	6.70%
TOTAL TAX REQUISITION FOR ALL BUDGETS	\$ 23,976,285	\$ 22,130,788	\$ 1,845,497	8.34%	1.81%	6.53%

RDOS 2023 Tax Requisition as at Draft - Comparison to 2022 Requisition by Member Municipality and Electoral - First Reading





Draft RDOS 2023 Taxation Per Capita Comparison to 2022 by Member Municipality and Electoral Area Draft Budget





REVIEW THE PLAN

Detailed Electoral Area and municipal draft budgets are posted in the January 5, 2023, Board agenda on the RDOS website: www.rdos.bc.ca

You can also visit RDOS Regional Connections: <https://rdosregionalconnections.ca>

If you have questions about draft Budget 2023, or if you wish to provide feedback to the RDOS Board, please send an email to budget@rdos.bc.ca by February 17, 2023.

You can send a letter via regular mail or drop it off at the Regional District office:

101 Martin Street, Penticton V2A 5J9


250-492-0237

Toll-free in BC and Alberta:

1-877-610-3737

Jim Zaffino

RDOS Manager of Finance



To view detailed budgets, please visit RDOS Regional Connections.

<https://rdosregionalconnections.ca/>

**THANK
YOU!**