

REGIONAL DISTRICT OF OKANAGAN-SIMILKAMEEN

STATEMENT OF FINANCIAL INFORMATION (SOFI)


FOR THE YEAR ENDED DECEMBER 31, 2020

REGIONAL DISTRICT OF OKANAGAN-SIMILKAMEEN

SCHEDULE OF GUARANTEE AND INDEMNITY AGREEMENTS

A Schedule of Guarantees and Indemnity payments has not been prepared because the Regional District of Okanagan-Similkameen has not given any guarantees or indemnities under the Guarantees and Indemnities Regulation.

Approved by:

A handwritten signature in cursive script, appearing to read "Bill Kewell", is written over a horizontal line.

Finance Officer

Prepared under the Financial Information Regulation, Schedule 1, subsection 5(1)

REGIONAL DISTRICT OKANAGAN-SIMILKAMEEN

SCHEDULE SHOWING THE REMUNERATION AND EXPENSES PAID TO OR ON BEHALF OF EACH EMPLOYEE FOR THE YEAR ENDED DECEMBER 31, 2020

1. Elected Officials, Employees appointed by Cabinet and Members of Board of Directors

NAME	POSITION	REMUNERATION	EXPENSE
ALLEN, HEATHER	Alternate Director	1,093	-
ALLISON, LINDA	Alternate Director	1,093	-
BARKWILL, RICHARD	Alternate Director	567	6
BAUER, MANFRED	Director	16,610	453
BLOOMFIELD, JULIUS*	Director/Alternate	12,659	-
BOOT, TONI*	Director	12,861	56
BUSH, GEORGE	Director	35,005	756
COTTRILL, TIMOTHY	Alternate Director	1,507	51
COYNE, ROBERT	Director	34,641	872
COYNE, SPENCER*	Director/Vice-Chair	18,176	1,424
D'ANDREA, JAMES	Alternate Director	911	-
DAVIES, VICTOR	Alternate Director	911	-
GETTENS, RILEY	Director	35,484	1,637
HOLLEY, ARDEN	Alternate Director	414	54
HOLMES, DOUGLAS*	Vice-Chair/Director	22,785	384
JOHANSEN, MARTIN*	Alternate/Director	5,137	257
KIMBERLEY, GERALD*	Director	9,245	-
KNODEL, RICK	Director	34,226	1,209
KOZAKEVICH, KARLA	Chair	76,278	1,868
MANNING, VIRGINIA	Alternate Director	1,093	24
MARVEN, CAMERON	Alternate Director	1,093	-
MCKORTOFF, SUZAN	Director	15,781	396
MONTEITH, SUBRINA	Director	35,005	632
OBIREK, RONALD	Director	34,641	1,768
PENDERGRAFT, MARK	Director	35,005	1,044
REGEHR, FRANK*	Director/Alternate	13,640	-
RHODES, CECIL	Alternate Director	1,243	151
ROBERTS, TIMOTHY	Director	34,591	1,017
ROBINSON, KATHLEEN*	Alternate/Director	8,265	-
ROWLAND, BRENT*	Alternate Director	182	-
SCHAFFER, TERRY	Alternate Director	2,949	142
SENTES, JUDITH*	Alternate/Director	4,763	-
TRAINER, ERIN*	Alternate/Director	3,596	60
VASSILAKI, JOHN	Director	15,679	-
VEINTIMILLA, PETRA*	Director/Alternate	14,587	236
WATT, CAMPBELL*	Alternate/Director	3,182	-
TOTAL: Elected Officials		\$ 544,898	\$ 14,497

* Position changed during the year

REGIONAL DISTRICT OKANAGAN-SIMILKAMEEN

SCHEDULE SHOWING THE REMUNERATION AND EXPENSES PAID TO OR ON BEHALF OF EACH EMPLOYEE FOR THE YEAR ENDED DECEMBER 31, 2020

2. Other Employees (excluding those listed in Part 1 above)

NAME	POSITION	REGULAR REMUNERATION	EXPENSE
ANDERSON, STEPHEN	System Operator IV	89,575	95
BENN, ADAM*	Systems Administrator	87,408	-
BENN, ANNE*	Emergency Program Coordinator	97,426	817
BENNETT, WENDY	Solid Waste Facilities Coordinator	85,361	302
BLOOMFIELD, LIISA*	Manager of Engineering	109,592	2,627
CARLSON, DAVID J.	Utilities Foreman - Water	98,478	95
CUNNINGHAM, ADAM	System Operator III	75,895	95
EVANS-MACEWAN, NOELLE	Finance Supervisor	91,609	1,413
FOSTER, ROBERT ANDY	Similkameen Recreation Manager	80,241	933
FRANCISCO, DANIEL	Information Services Manager	90,442	-
GARRISH, CHRISTOPHER	Manager of Planning	108,698	3,217
HAMILTON, DONALD	Solid Waste Facilities Supervisor	78,767	883
HILLMAN, JONATHAN	Systems Operator II	84,304	162
HOUGH, AARON	Building Official	87,182	1,808
JMIOFF, WES	Building Official	90,140	642
JUCH, STEPHEN*	Development Engineering Supervisor	85,707	1,631
KURVINK, JOHN*	Manager of Finance	101,235	3,762
LOGAN, DEREK	System Operator II	77,154	1,092
MALDEN, CHRISTY	Manager of Legislative Services	113,095	-
MELO, JAMIE	System Operation III	87,127	338
MILLER, LAURA*	Manager of Building and Enforcement Services	109,660	762
MOORE, KAREN	Laboratory Technician	78,492	313
MORGAN, KARMEN*	Manager of Human Resources	115,069	1,033
NEWELL, WILLIAM	Chief Administrative Officer	170,755	712
PALMER, ROBERT	Environmental Technologist	87,629	95
PETRY, MARK	Building Official	89,437	50
PHILIPPS, LAURA*	Payroll & Benefits Coordinator	79,590	261
REEDER, ANDREW*	Manager of Operations	108,817	1,003
ROMERO, AUGUSTO*	Recreation Manager	90,457	1,960
SEPPEN, RINA	Utilities Foreman - Wastewater	101,596	704
SHUTTLEWORTH, JUSTIN*	Manager of Parks and Facilities	93,272	1,295
VAISLER, SEAN*	Manager of Emergency Services	122,567	-
WOLF, ANTON*	Building Official	91,496	768
WOODS, MARK*	Manager of Community Services	134,824	-
		\$ 3,293,097	\$ 28,868
Consolidated totals of other employees with remuneration and expenses of \$75,000 or less*		4,726,134	39,617
TOTAL: Other Employees		\$ 8,019,231	\$ 68,485

* The remuneration figures shown above include \$69,125 in overtime wages attributed to Emergency Operations

3. Reconciliation

Total remuneration - Elected Officials, Employees appointed by Cabinet and Members of Board of Directors	\$ 544,898
Total Remuneration - Other Employees	\$ 8,019,231
Subtotal	\$ 8,564,129
Employer's cost of benefits	\$ 1,460,070
Taxable benefits included in remuneration and in employer cost	\$ (15,675)
Payroll expensed but not paid by RDOS	\$ 380,628
Payroll related to OSRHD	\$ (38,897)
Taxable benefits included in suppliers & vendors	\$ (22,174)
Reconciling Items*	\$ 229,193
Total Wages and Benefits per Statement of Consolidated Revenues and Expenditures	\$ 10,557,274

*The Financial Statements are prepared on a consolidated basis using the accrual method of accounting, whereas the employee remuneration schedule is prepared on a calendar cash payment basis.

Approved by:



Finance Officer

Prepared under the Financial Information Regulation, Schedule 1, subsection 6(2), (3), (4), (5) and (6)


REGIONAL DISTRICT OKANAGAN-SIMILKAMEEN

STATEMENT OF SEVERANCE AGREEMENTS

There were three severance agreements under which payment was made between RDOS and its non-unionized employees during fiscal year 2020.

These agreements represent between 2 and 4 months of compensation.

Approved by:



Chief Administrative Officer

Prepared under the Financial Information Regulation, Schedule 1, subsection 6(8)

REGIONAL DISTRICT OKANAGAN SIMILKAMEEN

SCHEDULE SHOWING PAYMENTS MADE FOR THE PROVISION OF GOODS OR SERVICES FOR 2020

1. Alphabetical list of suppliers who received aggregate payments exceeding \$25,000

SUPPLIER NAME	AGGREGATE AMOUNT PAID TO SUPPLIER
1053033 BC LTD	93,012.46
447857 BC LTD	30,125.47
AECOM CANADA LTD.	311,318.13
ANDREW SHERET LTD.	50,729.59
ARCHER SEPARATION INC	94,802.40
AVOCETTE TECHNOLOGIES INC.	43,792.87
B&B WOOD GRINDING INC.	368,351.36
BAR 5 LEADERSHIP	44,936.16
BARRY BEECROFT FUEL DIST. LTD.	58,443.60
BC GRAPEGROWERS' ASSOCIATION	25,000.00
BC TRANSIT	456,949.98
BCGEU CONTROLLER	87,058.31
BDO CANADA LLP	32,963.99
BEARFOOT RESOURCES LTD.	32,127.78
BETTS ELECTRIC LTD.	101,770.52
BLACK PRESS GROUP LTD.	48,177.20
BLISTER MANAGEMENT INC	29,132.25
BRANDT ENTERPRISES LTD.	47,781.16
CANADA SAFETY EQUIPMENT LTD.	32,357.47
CAPRI INSURANCE	280,330.00
CARO ANALYTICAL SERVICES	83,273.28
CDW CANADA INC.	31,244.06
CENTRALSQUARE CANADA SOFTWARE INC.	38,775.96
CENTRIX CONTROL SOLUTIONS LP - KELOWNA	63,654.78
CHAPARRAL	43,644.57
CITY OF KELOWNA	246,966.55
CITY OF PENTICTON	851,745.24
CITY OF PENTICTON	29,147.02
CLARITI CLOUD INC.	37,012.42
COMMUNITY FOUNDATION SOUTH OKANAGAN	30,000.00
CORPORATE EXPRESS	39,346.66
DIGITAL POSTAGE ON CALL	40,000.00
DOLDEN WALLACE FOLICK LLP	33,928.16
DRIVING FORCE LANGLEY	62,875.68
DUCKS UNLIMITED CANADA	145,268.13
DUKA ENVIRONMENTAL SERVICES LTD.	48,361.60
DUTCHIES TRANSFER LTD.	34,468.87
ECLIPSE HELICOPTERS LTD	31,124.87
ECOPLAN INTERNATIONAL INC.	166,365.64
ECORA ENGINEERING & RESOURCE GROUP LTD.	211,117.03
ESRI CANADA LIMITED	59,619.35
ET2MEDIA	59,521.94
EUROPEAN TIMBERFRAME CORPORATION	52,566.87
EZ BINS (2018) LTD	54,715.46
FIRSTLIGHT TECHNOLOGIES	32,231.15
FORTIS BC - ELECTRICITY (PAPs)	400,358.92
FORTIS BC - NATURAL GAS (PAPs)	30,664.26

1. Alphabetical list of suppliers who received aggregate payments exceeding \$25,000 (continued)

SUPPLIER NAME	AGGREGATE AMOUNT PAID TO SUPPLIER
FRED SURRIDGE LTD	42,312.22
FRONTLINE OPERATIONS GROUP LTD.	83,540.46
GILCHRIST & COMPANY	76,356.88
GILCHRIST & COMPANY "IN TRUST"	1,710,050.00
GREEN FOR LIFE ENVIRONMENTAL INC.	941,232.17
GREEN MOUNTAIN HEALTH ALLIANCE LTD	88,398.24
GREENSCAPE LANDSCAPING LTD	107,190.02
GREENSTEP SOLUTIONS INC.	34,578.87
GREYBACK CONSTRUCTION LTD	299,706.81
GRIZZLY EXCAVATING LTD.	135,232.02
GROUP SOURCE	49,565.14
GUILLEVIN INTERNATIONAL CO.	145,173.13
H & M EXCAVATING LTD.	163,801.83
HATCH LTD	146,208.84
HOULE ELECTRIC LIMITED	118,773.14
HUB FIRE ENGINES & EQUIPMENT LTD.	28,683.59
HUSKA HOLDINGS LTD	710,076.71
INTERCITY RECYCLE LTD.	58,810.59
Jafa SIGNS LTD.	55,045.22
JETCO LAWN CARE SERVICES	53,160.06
KIMCO CONTROLS LTD.	42,056.62
LANDFORM ARCHITECTURE LTD	27,388.60
LIONS GATE RISK MANAGEMENT GROUP	55,765.50
MARTECH ELECTRICAL SYSTEM	70,921.65
MIKE JOHNSON EXCAVATING LTD.	41,017.93
MONERIS MERCHANT SERVICES	70,633.36
MORNEAU SHEPELL LTD.	409,767.68
MOYER BRAD	32,598.33
MPE ENGINEERING LTD	165,436.46
MUNICIPAL INSURANCE ASSN OF BC	192,343.07
MUNICIPAL PENSION PLAN	1,110,823.81
NARAMATA EXCAVATING & CONTRACTING LTD.	25,432.91
NEED A LIFT TRUCK SERVICES	67,245.74
NILEX CIVIL ENVIRONMENTAL GROUP	105,822.69
NORTHWEST HYDRAULIC CONSULTANTS LTD	33,689.97
OKANAGAN AND SIMILKAMEEN INVASIVE SPECIES SOCIETY	91,580.63
OKANAGAN BASIN WATER BOARD	69,353.63
OLIVER & DISTRICT HERITAGE SOCIETY	154,000.00
OLIVER COMMUNITY THEATRE SOCIETY	112,500.00
OLIVER TOURISM ASSOCIATION	56,000.00
OLIVER TOWN OF	31,409.38
OPUS CONSULTING GROUP LTD	25,585.10
OSOYOOS INDIAN BAND	50,678.70
OSOYOOS MUSEUM SOCIETY	583,493.00
OSOYOOS TOWN OF	684,911.73
PENTICTON & AREA COOPERATIVE ENTERPRISES	157,480.31
PETER'S BROS. CONSTRUCTION LTD.	25,204.20
PLAN B CONTRACTORS INC.	154,337.57
PRINCETON TOWN OF	564,254.00
PROVINCE OF BRITISH COLUMBIA	173,006.93

1. Alphabetical list of suppliers who received aggregate payments exceeding \$25,000 (continued)

SUPPLIER NAME	AGGREGATE AMOUNT PAID TO SUPPLIER
QUALITY MAINTENANCE	51,575.89
REACTION DISTRIBUTING INC	32,721.15
RECEIVER GENERAL FOR CANADA	2,233,608.45
RECEIVER GENERAL FOR CANADA	30,061.74
REGIONAL DISTRICT OF CENTRAL OKANAGAN	139,549.00
REMAX PENTICTON REALTY PROPERTY MANAGEMENT	63,820.32
REVOLUTION ENVIRONMENTAL SOLUTIONS LP	59,491.03
RICOH CANADA INC.	26,140.33
ROBBINS DRILLING AND PUMP LTD.	84,595.32
ROCKY MOUNTAIN PHOENIX	146,787.49
ROGERS	33,127.14
ROSE GREGORY	29,500.00
SENKULMEN UTILITIES LTD.	68,364.35
SIMILKAMEEN COUNTRY DEVELOPMENT ASSOCIATION	33,000.00
SKAHA FORD INC.	61,038.79
SOCIAL PLANNING & RESEARCH COUNCIL OF BC	26,840.00
SOFTCHOICE CORPORATION	88,639.25
SOUTH OKANAGAN SECURITY SERVICES LTD	177,965.66
SPERLING HANSEN ASSOCIATES INC	108,715.88
SUMMERLAND DISTRICT OF	270,199.68
SUPERIOR SEPTIC SERVICES	94,396.39
TELUS COMMUNICATIONS (BC) INC.	85,349.91
TETRA TECH CANADA INC.	66,268.42
TRADEMARK INDUSTRIES	42,268.66
TWIN LAKES CONTRACTING LTD	37,051.88
TWINCON ENTERPRISES LTD	226,068.24
URBAN SYSTEMS LTD.	325,791.14
VALLEY ENVIRONMENTAL	34,713.00
VALUE CONTRACTING	36,001.47
WASTE CONNECTIONS OF CANADA INC.	1,251,363.42
WATERSHED ENGINEERING LTD	34,668.39
WEIGH TRONIX CANADA ULC	90,750.38
WESTERN WATER ASSOCIATES LTD.	66,611.69
WFR WHOLESALE FIRE & RESCUE LTD.	51,665.39
WHITE BRYN	86,463.38
WILDSTONE ENVIRONMENTAL LTD.	414,132.76
WINTON STEPHANIE	64,081.85
WISHBONE INDUSTRIES LIMITED	49,868.84
WORKERS' COMP. BOARD OF B.C.	108,940.08
YOUNG ANDERSON BARRISTERS & SOLICITORS	152,152.05
TOTAL OF AGGREGATE PAYMENTS EXCEEDING \$25,000 PAID TO SUPPLIERS	\$ 22,744,143

2. Consolidated total paid to suppliers who received aggregate payments of \$25,000 or less

	\$ 3,000,303
--	---------------------

Note: The payments to suppliers figures shown above include approximately \$278,750 in expenses attributed to Emergency Operations

3. Total of payments to suppliers for grants and contributions exceeding \$25,000

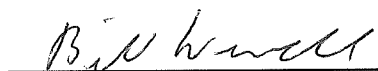
CONSOLIDATED TOTAL OF GRANTS EXCEEDING \$25,000	\$	623,304
CONSOLIDATED TOTAL OF AGGREGATED GRANTS NOT EXCEEDING \$25,000	\$	90,725
CONSOLIDATED TOTAL OF GRANTS	\$	714,029
CONSOLIDATED TOTAL OF CONTRIBUTIONS EXCEEDING \$25,000	\$	263,353
CONSOLIDATED TOTAL OF AGGREGATED CONTRIBUTIONS NOT EXCEEDING \$25,000	\$	17,805
CONSOLIDATED TOTAL OF GRANTS & CONTRIBUTIONS	\$	995,187

4. Reconciliation

TOTAL OF AGGREGATE PAYMENTS EXCEEDING \$25,000 PAID TO SUPPLIERS	\$	22,744,143
CONSOLIDATED PAYMENTS OF \$25,000 OR LESS PAID TO SUPPLIERS	\$	3,000,303
EMPLOYEE REMUNERATION EXPENSES (Salaries & Benefits)	\$	8,564,129
CONSOLIDATED TOTAL OF GRANTS & CONTRIBUTIONS	\$	995,187
REQUISITIONS TO OTHER BOARDS	\$	2,452,636
AMORTIZATION EXPENSE	\$	2,756,323
INFORMATION SERVICES CHARGES	\$	6,372
ADMINISTRATION CHARGES	\$	1,212,807
EMPLOYEE PORTION OF PAYROLL DEDUCTIONS AND BENEFITS	\$	(2,530,515)
UNION DUES PAID ON BEHALF OF EMPLOYEES	\$	(87,058)
GST REBATES & ITC'S RECEIVED	\$	(362,951)
AMOUNTS PAID ON BEHALF OF OTHER ORGANIZATIONS	\$	(213,508)
TANGIBLE CAPITAL ASSET PURCHASES	\$	(6,261,752)
LANDFILL CLOSURE PROVISION	\$	(636,757)
EXPENSES FROM OTHER ORGANIZATIONS NOT PAID BY RDOS	\$	1,734,909
PREPAIDS EXPENSED	\$	(11,875)
EOC EXPENSES CLAIMED DURING 2020	\$	(352,730)
PAYABLES ACCRUED IN 2019 - PAID IN 2020	\$	(1,033,578)
INTEREST EXPENSE	\$	651,989
RECONCILING ITEMS*	\$	(179,571)
TOTAL EXPENDITURES PER STATEMENT OF CONSOLIDATED REVENUES AND EXPENDITURES	\$	32,448,502

*The Financial Statements are prepared on a consolidated basis using the accrual method of accounting, whereas the supplier payments schedule is prepared on a calendar cash payment basis.

Approved by:



Finance Officer